

**SUBMITTAL RECORD**

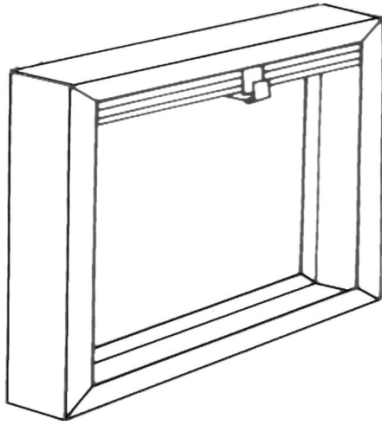
JOB \_\_\_\_\_  
 LOCATION \_\_\_\_\_  
 SUBMITTED TO \_\_\_\_\_  
 SUBMITTAL PREPARED BY \_\_\_\_\_  
 APPROVED BY \_\_\_\_\_  
 DATE \_\_\_\_\_



**Submittal Form**  
**UL10D TL Static**  
**"Thin Line"**

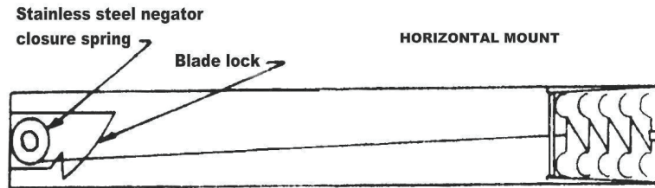
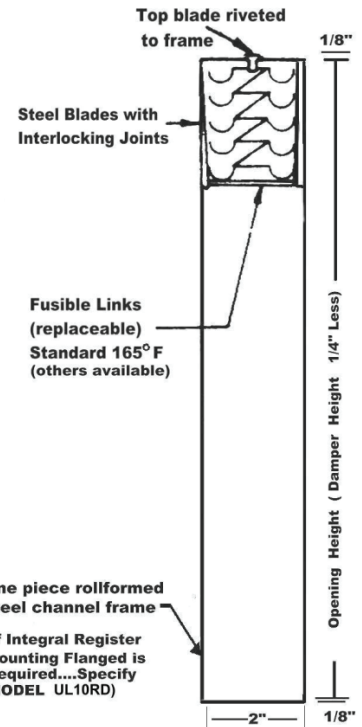
**1-1/2 Hour Fire-Limit UL Fire Damper**  
**Vertical or Horizontal**

UNDERWRITERS' LABORATORIES INC.  
 CLASSIFIED  
 FIRE RESISTANCE RATING 1-1/2 HOUR  
 No. \_\_\_\_\_  
 See U.L. Classified Building Materials Index



Approved by the Board of  
 Standards and Appeals for use  
 in New York City  
 Cal. 291-80-SA

Accepted for use  
 City of New York  
 Department of Buildings  
 MEA#: 302-00-M



- 2" Deep Channel Frame
- Variation of 2" Deep channel frame are available incorporating the Type B construction.
- Standard construction materials: Galvanized Steel
- Specification for all material per Underwriters' Laboratories Standard for Safety UL555.
- Underwriters' Laboratories: Labeled for use in sizes no larger than shown in U.L. Building Material List in a 2-hour fire partition.
- Meets National Fire Protection Assoc. - NFPA 90A

Damper Mounting Position	Minimum Damper Size (in.)		Single Section Damper Size Maximum (in.)	
	Width	Height	Width	Height
Vertical	4	4	41	36
Horizontal	4	4	41	36

**SUGGESTED SPECIFICATIONS**

Fire Dampers shall be Duro Dyne UL10D TL Static type dampers. Installation shall be as described in the Duro Dyne Fire Damper instructions. Sizes and locations shall be as indicated on the mechanical drawings.

Duro Dyne National Corporate Headquarters, Bay Shore, NY  
 631-249-9000 • Fax: 631-249-8346  
 Duro Dyne Midwest • Duro Dyne West • Duro Dyne Canada  
 www.durodyne.com • E-mail: durodyne@durodyne.com



10/5/2022  
 BO040027