

**MODEL FSD-3V-212
COMBINATION FIRE / SMOKE DAMPER**

U.L. 555S Classified / Class II U.L. 555 Classified 1 1/2 Hours
U.L.C. S112 Classified 1 1/2 Hours Vertical and Horizontal Mountings

U.L. 555S Classified
At 250°F or 350°F
Depending Upon
Motor/Operator
*See Motor/operator Schedule

ACCEPTED FOR USE CITY OF NEW YORK
DEPARTMENT OF BUILDINGS
MEA#:302-00-M

APPROVED BY THE BOARD OF
STANDARD AND APPEALS FOR
USE IN NEW YORK CITY.
CAL. 291-80-SA

LISTED AND LABELED BY:



Standard Construction:

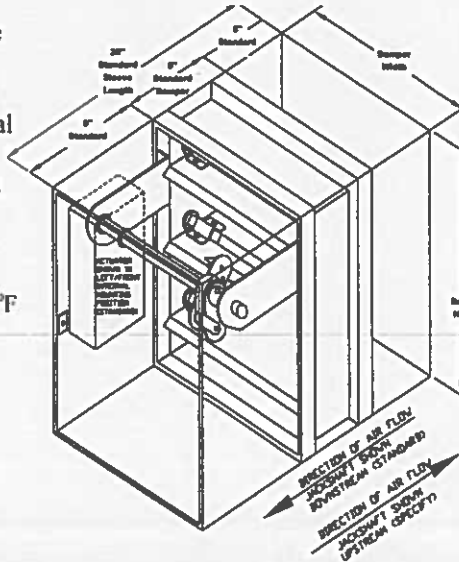
- Frame:** Roll-formed galvanized steel hat-section with staked corners and integral bracing
- Blades:** 16ga. (3V) Roll-formed galvanized steel.
Minimum width: 4.250"
Maximum width: 7.250"
- Bearings:** Bronze Oilite, press-fit into frame
- Axles:** Square, plated steel
- Seals:** Pressure sensitive 450°F silicone blade edge seals and flexible metal jamb seals.
- Linkage:** Concealed in frame. Linkage bars are .125" thick plated steel
- Heat Responsive Devices:**
Fusible links - 165°F and 212°F
Heat Sensor - 165°F, 212°F and 350°F
- Finish:** Mill galvanized
- Spring:** Stainless steel
- Sizes:** Minimum Size: 6" w x 6" h

Maximum UL Listed Size:
Single Section: 36" w x 48" h

Multiple Assembly:
Vert: 108" w x 96" h
Horz: 72" w x 96" h

Options:

- Blade Position Indication Switches
- Electric Heat Sensor STOR DTOR
- Sleeves - Duct Gauges with Breakaway connections



Features

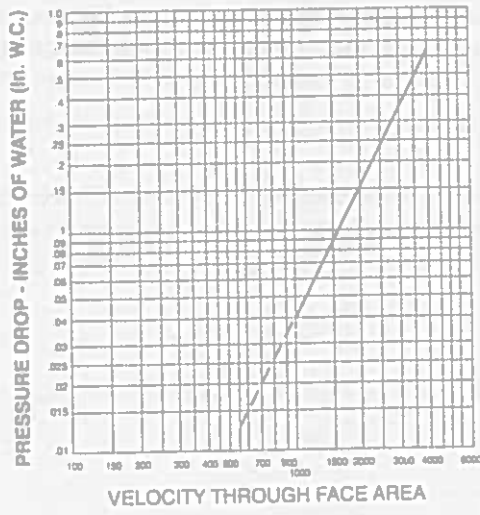
- The FSD-3V-212 series Combination Fire/Smoke Dampers have been designed and tested to exceed all U.L., U.L.C and N.F.P.A. requirements for fire dampers as well as to meet or exceed all U.L. (555S) and N.F.P.A. requirements for smoke dampers. They are intended for use where building codes call for the fire damper to also operate as a smoke damper.
- U.L. 555S and U.L.C. S112 listed and labeled as a 1-1/2 hour fire damper.
- U.L. and U.L.C. listed for both vertical and horizontal mountings.
- U.L. 555S listed and labeled as a Leakage Class II rated (smoke) damper with airflow in both directions. Class II provides for a maximum leakage of 10cfm per sq. ft. at 1.0" static pressure and a maximum of 20cfm per sq. ft. at 4.0" static pressure. As we are constantly expanding our U.L./U.L.C. listings, we suggest you contact the factory for current information.
- Actuators shaft permits operation by any standard electric or pneumatic damper motor. Fusible link/actuator (DLT-1) provides an automatic override system to close and latch damper in the fire mode. Also available with automatic resettable / override release options: Model STO/R (single thermostat) or Model DTO/R (double thermostat) to provide the fire fighter with complete discretionary control of smoke functions during a fire/smoke emergency. (See STO/R and DTO/R submittal drawings for complete details.) Spring return type damper motor controlled by a smoke detector is recommended to provide proper operation in the smoke mode.

Suggested Specification

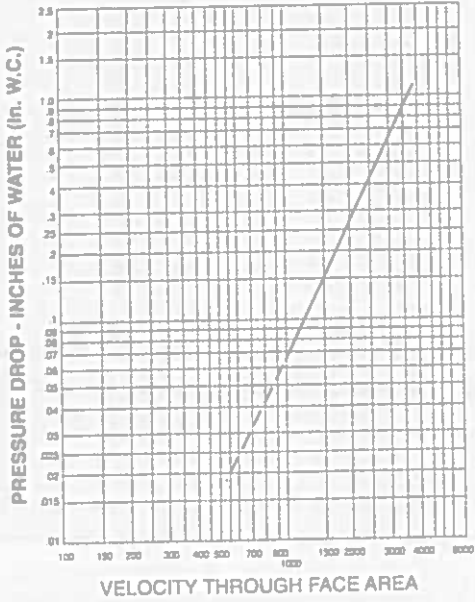
Combination fire/Smoke Dampers shall be Model: FSD-3V-212. Fire/Smoke Dampers shall bear the Underwriters' Laboratories labels for both fire dampers and leakage rated (smoke) dampers. U.L. 555S rating shall be Class II with leakage in cfm per sq. ft. not to exceed 20 cfm per sq. ft. at 4.0 inches static pressure for any size. Linkage shall be of the concealed type for a maximum free area.

Pressure drop testing was done at the AMCA Laboratory to AMCA Standard 500, Fig. 5.3 ductwork upstream & downstream.

DAMPER SIZE 36 x 36



DAMPER SIZE 24 x 24



DAMPER SIZE 12 X 12

